

Cyanine Dye, NHS Ester

Cat #: B-CHM201 / B-CHM202 / B-CHM203

Size: 1 mg

Storage: Store at -20°C, protected from light.

Product specifications

Catalog No.	Dye	Ex/Em(nm)	MW
B-CHM201	Cy3 NHS Ester	555/565	829
B-CHM202	Cy5 NHS Ester	650/665	855
B-CHM203	Cy5.5 NHS Ester	681/698	1318

Product Introduction

Cyanine dye succinimidyl ester can be used for conjugation with proteins or other biomolecules containing free amino groups, particularly lysine residues. The succinimidyl ester moiety of the dye reacts with amino groups to form stable amide bonds.

Structural formula

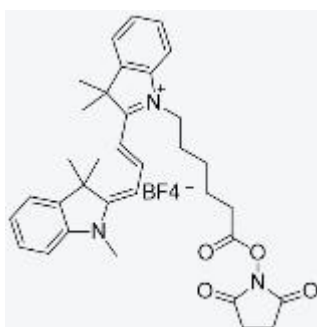


Figure 1. Cyanine 3 Succinimidyl Ester

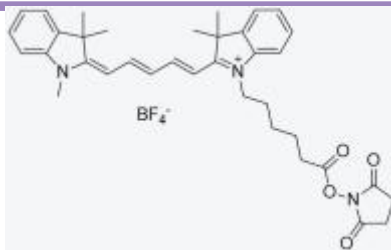


Figure 2. Cyanine 5 Succinimidyl Ester

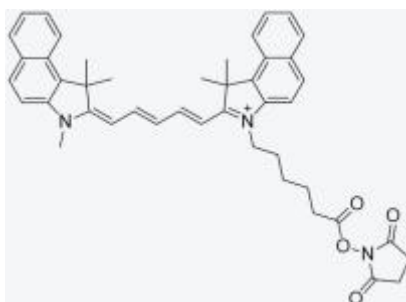


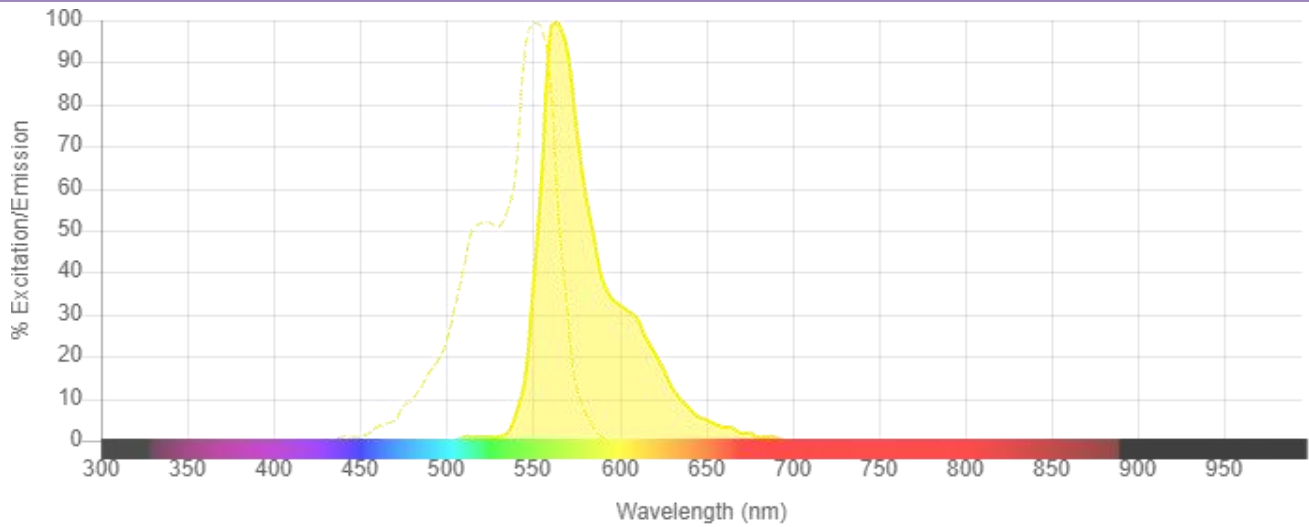
Figure 3. Cyanine 5.5 Succinimidyl Ester

Storage

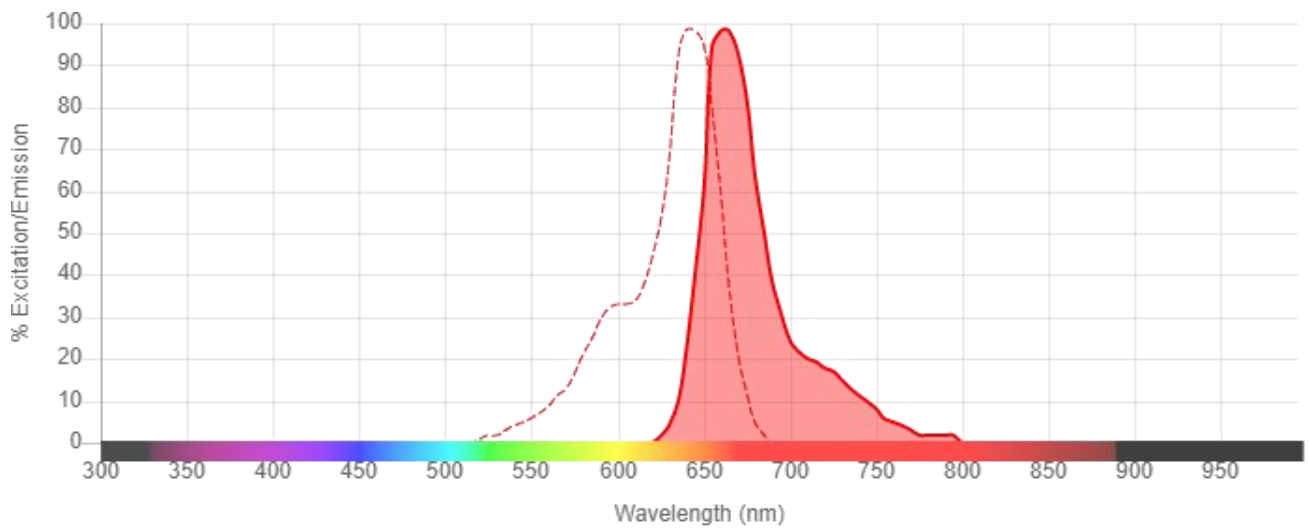
Cyanine dye succinimidyl ester should be stored at -20°C , protected from moisture and light. When stored as recommended, the product should remain stable for at least 6 months from the date of receipt.

Prepare stock solutions using water, DMF, or DMSO. For preparing stock solutions, we recommend dissolving the dye in anhydrous dimethyl sulfoxide (DMSO) at a concentration of 10 mM. Stock solutions prepared in anhydrous DMSO can be stored at temperatures $\leq -20^{\circ}\text{C}$ for at least one month. Alternatively, stock solutions can be prepared using water or other aqueous buffers. However, due to the rapid hydrolysis of the succinimidyl ester moiety in water, aqueous solutions should be freshly prepared and used immediately before labeling reactions. They should not be stored for later use.

Spectra of Cy3



Spectra of Cy5



Spectra of Cy5.5

